














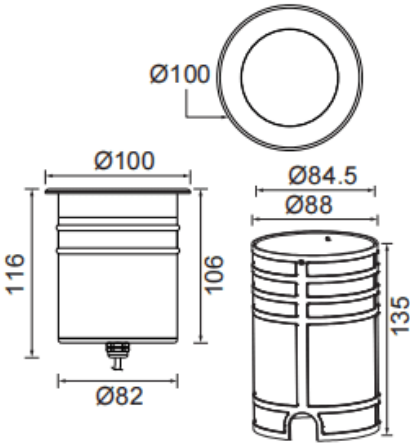
DRIVE ON R

| | |
|--------------|--|
| Item code | 86.OI09.3341.07 |
| Product type | Outdoor |
| Category | Recessed Inground Floor |
| Family | DRIVE ON |
| Subfamily | DRIVE ON R |
| Pictograms |            |

Dimensions

Product dimensions (mm) Ø100mmx116mm

Scheme



| | |
|----------------------------|---------------|
| Product | |
| Real power (W) | 15 |
| Real luminous flux (Lm) | 900 |
| Luminous efficiency (Lm/W) | 60 |
| Beam angle (°) | 55 |
| Life time (h) | 50000h L80B10 |
| IP | 67 |
| Control gear | ON-OFF |
| Colour temperature (K) | 3000 |
| Colour consistency (SDCM) | SDCM<3 |
| CRI | 80 |
| IK | IK10 |